



# TXC Corporation Investor Conference

# Disclaimer

---

- Except for statements in respect of historical matters, the statements in this release are forward-looking statements. Such forward-looking statements involve known and unknown risks, uncertainties and other factors which may cause the actual performance, financial condition or results of operations of TXC to be materially different from what may be implied by such forward-looking statements.
- The financial forecasts and forward-looking statements in the release reflect the current belief of TXC as of the date of this release and TXC undertakes no obligation to update these forecasts and forward-looking statements for events or circumstances that occur subsequent to such date.
- The statements in respect of historical matters may contain unaudited information, which may have certain deficiency or weakness so as not to fairly present financial condition or the results of operations of TXC.


## TXC's Strategy

# “Building Sustainable Revenue Portfolios”

*In order to achieve our goal, we need to diversify in mutual approaches...*

### ▶▶▶ **Diversify Across Resilient Growth Engines**

- Expand Through the AI Continuum: Actively position across AI Infrastructure → Edge AI → Agentic AI → Physical AI.



### ▶▶▶ **Prioritize Design Conversion Efficiency**

- Accelerate “**Design Wins**” by target higher win rates by compressing sample-to-production cycles

### ▶▶▶ **Drive Regional and Segment-Specific Strategy**

- Leverage Geopolitical Strengths & Segment-Tailored Positioning by identification of **Potential Regional Business**

# Re-cap on Key Segment Blueprint Overview

Focus Segments and Identify Overall Potential Business Opportunities & Challenge



**5G-A**

**AOM +20% YoY**

**AOM+TCXO, 15% of Total Sales**

- AI Infrastructure + 5G-A Deployment



**AI**



**Automotive**

**25% of Total Sales**

- Global Tier 1 Penetration



**Emerging**

**~10% by 2030**

- New Segment Development

Initiate pre-developing as new industry segment to deploy potential business opportunities.

# Advanced Product Portfolio & Tier 1 Expansion +

Focus Segments and Identify Overall Potential Business Opportunities & Challenge

## 5G-A Infrastructure

- 5G RU construction will be saturated
- Developing towards AI-RAN & 6G
- Key Area penetration increase

## AI Infrastructure

- Transmission Protocols Upgrade
- Precise Timing for Data Computing
- Global AI Ecosystem Diversification


## High Speed Interconnection

- High Speed Data Throughput
- Ultra Low Data Latency for Computation
- Increase Node-to-Node Connection

### Product Solution & Approaches



- Miniature (5.0x3.2mm)
- Power-Saving (7.0x5.0mm)
- Xterneti (AI-Powered OCXO)



- Miniature (2.0x1.6mm)
- Ultra Low Jitter (<30fs typ)
- Xterneti (AI-Powered OCXO)



- Ultra High Frequency (625MHz)
- Miniature (2.0x1.6mm)
- Ultra Low Jitter (<30fs typ)

- ◆ Global Tier 1 Allocation Expansion
- ◆ 5G-A New Platform Design Win
- ◆ Potential 5G Market : India Operators

- ◆ High Speed Interconnection Solution
- ◆ Strategy Pre-Design China IDH Localization
- ◆ Optimized Product Portfolio

- ◆ Key Projects Design Award (400G→800G/1.6T)
- ◆ Product Portfolio Optimization (Miniaturization)
- ◆ Protocol Upgrade (Tighter Phase Jitter)

# Vehicle Electrification Brings Tremendous Opportunities

## ADAS + Cockpit Integration Toward to Autonomous Driving

### Automotive Market Outlook


- Global Vehicle Shipments : 92+M in 2025, YoY+2%
- Fierce competitions in China Automotive market
- Unpredictable Tariff & Geopolitical impacts

### Vehicle Electrification Trends Opportunities


↑ Increasing Penetration Rate of ADAS (L2→L3→L4)

 : Differential Oscillator for High Speed Interface

↑ Key ADAS Components for Autonomous Driving

 : Miniature XO with simple compensation

↑ Smart Cockpit Integration

 : Miniature XO with low supply voltage

### Key Applications : Camera / Radar / Lidar / ADAS & Cockpit SoC

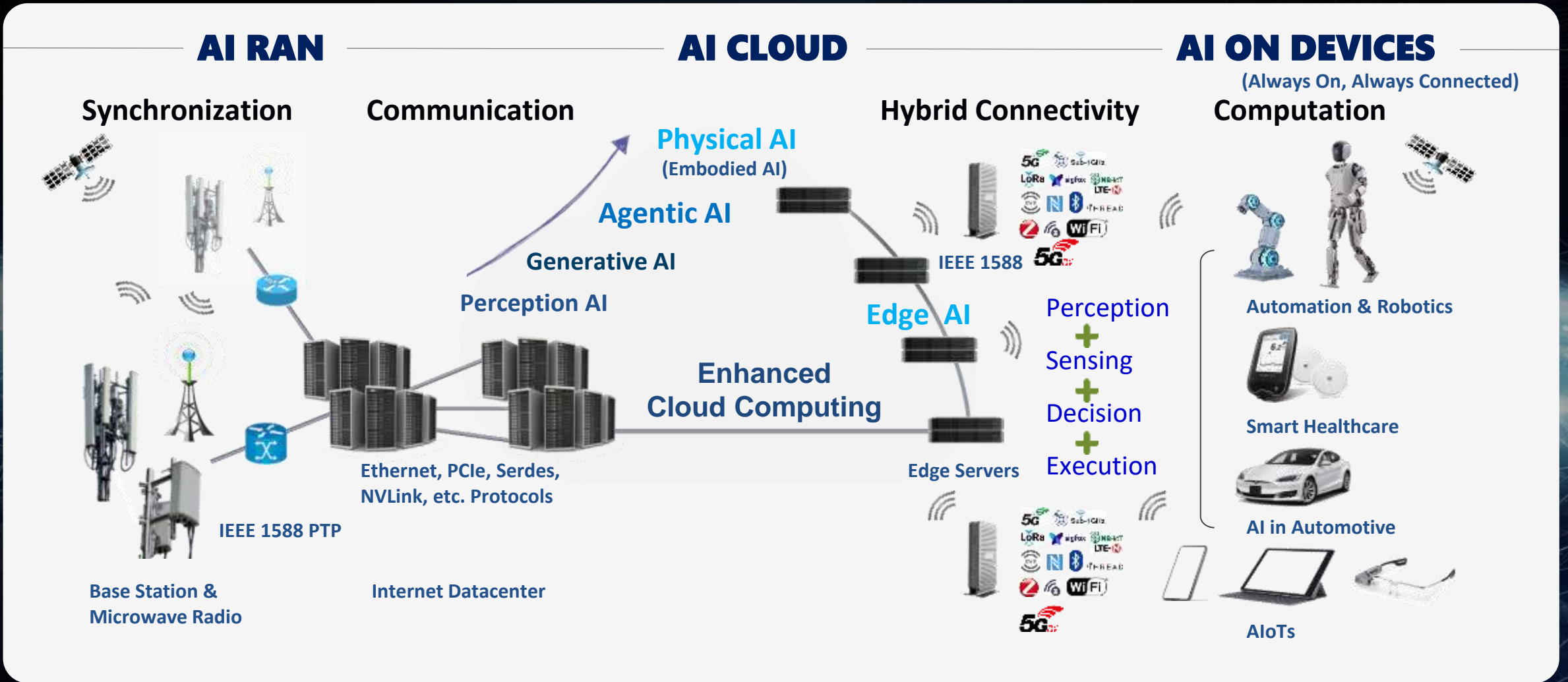


### Key Strategy Blueprint :

- Global Tier 1 Key Accounts : AVL Passed & Key Target Penetration
- Existing Business Share Rate : Increase Allocation from Global Tier 1
- Oscillator Expansion for ADAS Applications

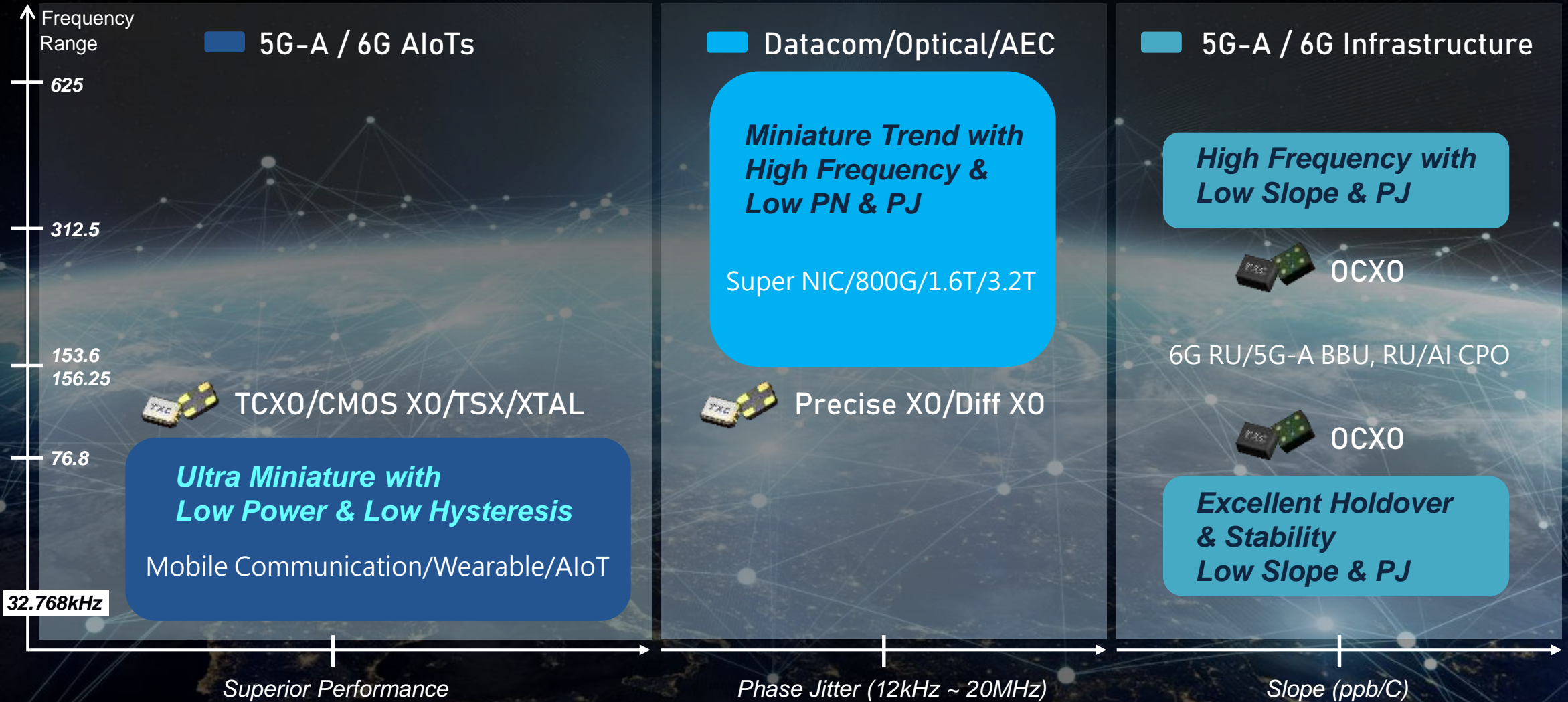
# The AI-Powered Ecosystems

Infrastructure deployment and Ecosystem enhancement will be major with next 5 years



# Product Solutions Requirement for The Future

## Crystal Oscillator Solution Overview and Key Requirements for Product Enablement



# New Product Solutions for AI-Powered Ecosystem


Ultra High Frequency, Super Miniature, Ultra Low Power, Jitter, & Stability




**Super Miniature**  
Crystal  
(Crystal & TSX)



**Ultra Low Power**  
Oscillator  
(kHz & MHz XO)



**Ultra Low Jitter**  
Oscillator  
(Differential XO)



**Ultra Stability**  
Oscillator  
(OCXO)

## Product Solution Key Features

- Miniature Crystal : 0.8x0.6mm
- High Frequency Crystal for HPC
- New Generation TSX for 6G

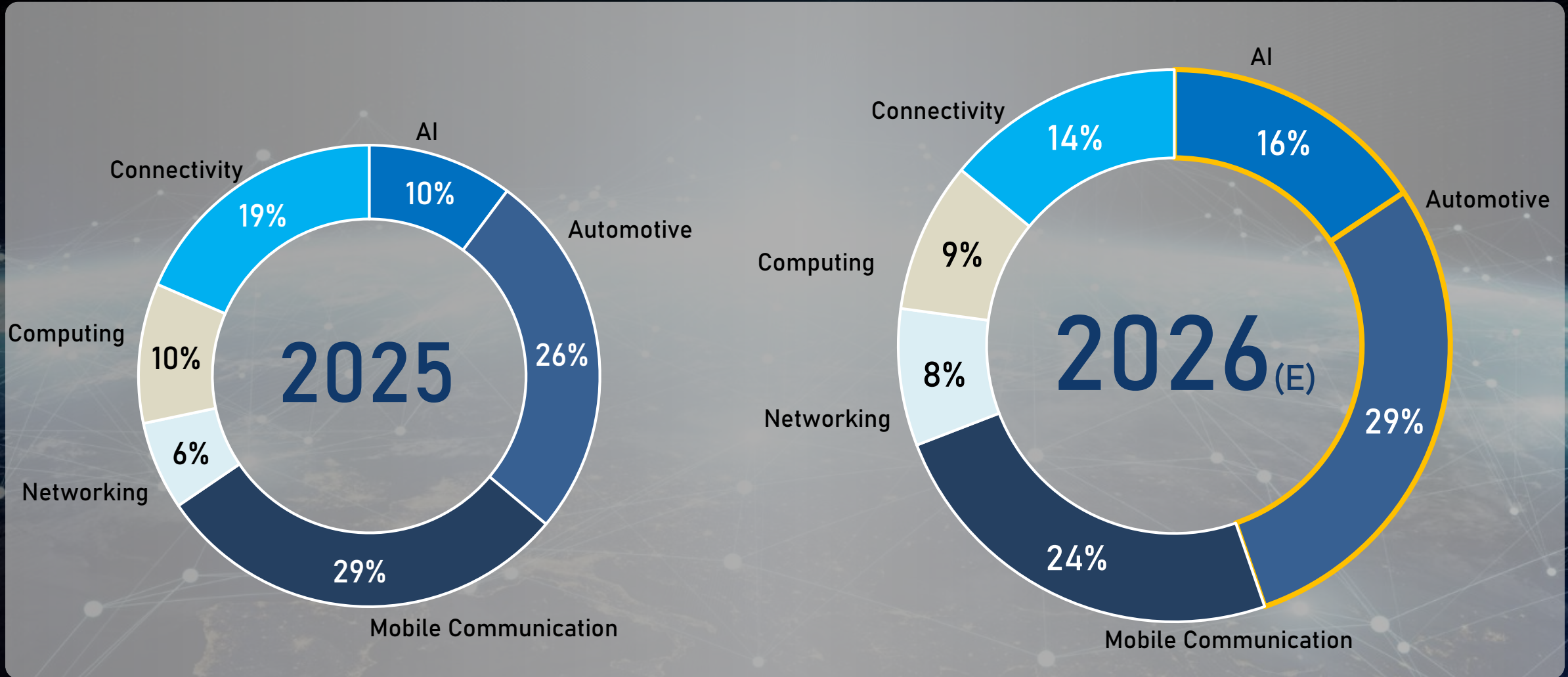
- Low Power MHz XO : (< 2 mA)
- Low Power kHz XO : ( 0.25uA typ)
- Miniature : 1.2x1.0mm

- Ultra Low Jitter : < 30 fs typ
- Ultra High Frequency : ~ 625MHz
- Ultra Stability :  $\pm 0.1$  ppm ~  $\pm 20$ ppm

- Miniature : 5.0x3.2mm
- Ultra Stability :  $\pm 5$ ppb, -40 to +105C
- Extended Holdover : Xterneti

# Key Industry Segment Breakdown

Focus on Potential Market with Sustainable Growth



# Statements of Comprehensive Income

## Growth with Stable & Health Financial Status

Unit: NT\$ Million	Q1'26	Q4'25	QoQ	Q1'26	Q1'25	YoY
Net Revenue	<b>3,339</b>	3,324	0.45%	<b>3,339</b>	3,166	5.46%
Gross Profit	<b>1,080</b>	1,070	0.92%	<b>1,080</b>	1,120	-3.64%
Operating Expenses	<b>576</b>	602	-4.35%	<b>576</b>	605	-4.79%
Operating Profit	<b>504</b>	468	7.72%	<b>504</b>	515	-2.29%
Non-Operating Items	<b>50</b>	120	-58.76%	<b>50</b>	62	-19.33%
Income before Tax	<b>553</b>	588	-5.90%	<b>553</b>	577	-4.11%
Net Income (attributed to the parent)	<b>450</b>	451	-0.22%	<b>450</b>	472	-4.54%
Basic EPS (NT\$)	<b>1.32</b>	1.33	-0.75%	<b>1.32</b>	1.38	-4.35%
Gross Margin(%)	<b>32.33%</b>	32.18%		<b>32.33%</b>	35.39%	
OPEX(%)	<b>17.25%</b>	18.12%		<b>17.25%</b>	19.11%	
Operating Margin(%)	<b>15.08%</b>	14.07%		<b>15.08%</b>	16.28%	
Income before Tax Margin(%)	<b>16.57%</b>	17.69%		<b>16.57%</b>	18.22%	
Net Income(%) (attributed to the parent)	<b>13.49%</b>	13.58%		<b>13.49%</b>	14.83%	

# Balance Sheet

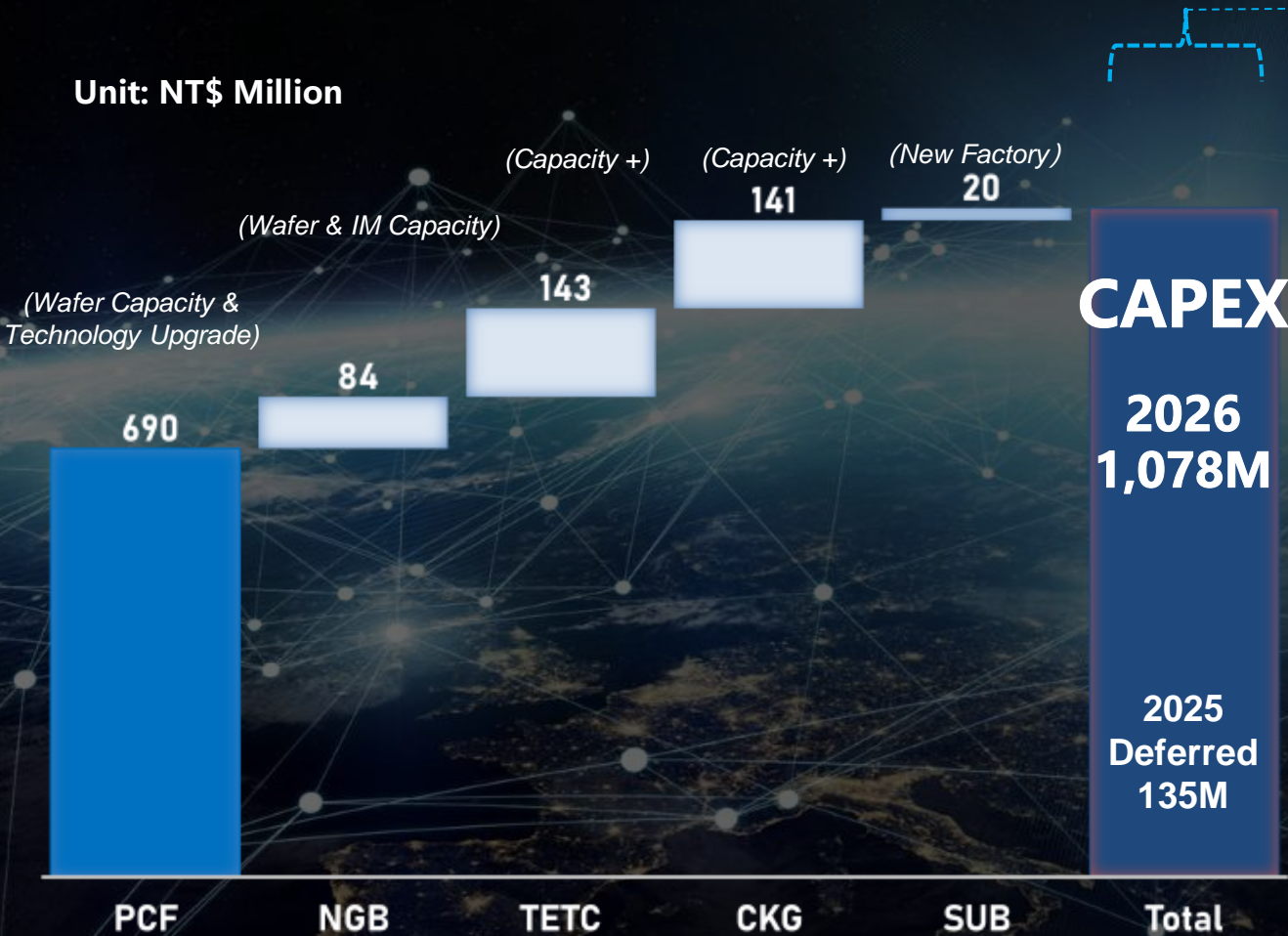
## Growth with Stable & Health Financial Status

Unit: NT\$ Million Item	Mar. '26		Dec. '25		Mar. '25	
	Amount	%	Amount	%	Amount	%
Cash & Cash equivalents	3,786	16.7%	3,877	17.8%	4,425	19.3%
NR+AR	3,641	16.0%	3,666	16.8%	3,434	15.0%
Inventories	2,957	13.0%	2,732	12.5%	3,024	13.2%
Current Assets	13,992	61.6%	12,949	59.3%	13,141	57.3%
Total Assets	22,717	100.0%	21,820	100.0%	22,948	100.0%
Current Liabilities	6,051	26.6%	4,069	18.7%	3,788	16.5%
Non-current Liabilities	1,426	6.3%	1,713	7.9%	2,100	9.2%
Total Liabilities	7,476	32.9%	5,783	26.5%	5,888	25.7%
Total Shareholders' Equity	15,241	67.1%	16,037	73.5%	17,060	74.3%
AR Turnover Days	100		102		104	
Inventory Turnover Days	114		113		130	
Current Ratio(%)	231%		318%		347%	
Debt Ratio(%)	172.5%		26.5%		25.7%	
ROA(%)	8.3%		8.5%		8.5%	
ROE(%)	11.5%		11.1%		11.2%	

# 2026 CAPEX Outlook

## AiX Transformation, Sustainability, & Geo-politic Diversification

Unit: NT\$ Million



### Key Segments of CAPEX

#### ◆ A+ Enhancements

- ✓ Core Technology
- ✓ Advanced Process
- ✓ Innovation Capability

#### ◆ Smart Factory

- ✓ Smart Manufacturing
- ✓ Automation and Robotics
- ✓ Data Analytics and AI

#### ◆ ESG Sustainability

- ✓ Environment
- ✓ Social Responsibility
- ✓ Governance

#### ◆ N+1 New Factory

- ✓ Indonesia
- ✓ Asia

# EPS & DPS

High Dividends Payout, with Sustainable Business Growth



Year	2015	2016	2017	2018	2019	2020	2021	2022	2023	2024	2025
Share Price	41.1	44.5	39.0	36.0	44.0	99.8	98.0	89.4	105.5	100.5	91.0
Payout Ratio(%)	<b>82.5%</b>	<b>85.4%</b>	<b>80.4%</b>	<b>96.2%</b>	<b>115.2%</b>	<b>82.4%</b>	<b>74.6%</b>	<b>77.3%</b>	<b>81.4%</b>	<b>79.4%</b>	<b>90.9%</b>
EPS (NTD)	3.03	3.28	3.11	2.08	2.17	4.61	10.06	9.06	5.53	6.55	5.28
Cash Dividend(NTD)	2.5	2.8	2.5	2.0	2.5	3.8	7.5	7.0	4.5	5.2	4.8

# Environments, Sustainability, Governance

## 2026 RE%

# 17%

(On Schedule)

Roadmap to Net Zero Carbon  
RE 30 By 2030  
RE100 By 2050

MORNINGSTAR SUSTAINALYTICS

### ESG Risk Rating

# 19.9

(Low Risk)



Top 6%~20% Listed Corporates of the 11th Corporate Governance Evaluation



"Taiwan Best-in-Class 100"



"Conform to 1.5°C temperature control target" label from Common Wealth Magazine



ISO 14064 / ISO 14067 / ISO 50001



# Thank You

*Think of Frequency, Think of TXC*

**Copyright & Trademarks Statement All Rights Reserved.**

All content (texts, trademarks, illustrations, photos, graphics, files, designs, arrangements, etc.) on this document of the TXC corporation are protected by copyright and other protective laws.