

TXC Corporation

(Code:3042)



2009 Q2



Think of Frequency, Think of TXC

www.txccorp.com

Agenda

- *Company Overview*
- *Financial Results*
- *Sales & Marketing*
- *Technology and Product*
- *Highlights*
- *Q & A*



Think of Frequency, Think of TXC

www.txccorp.com

2

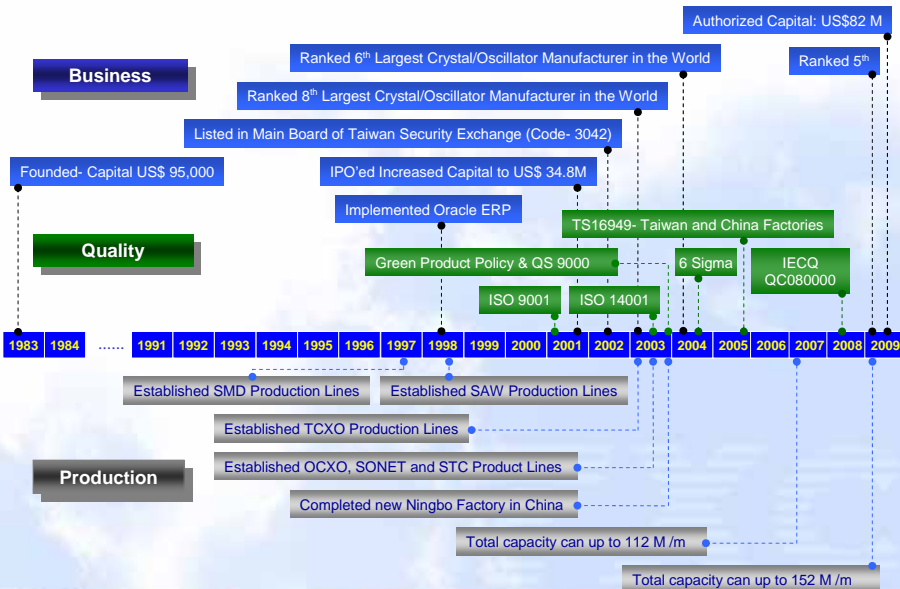
Company Profile

- TXC Corporation, founded in 1983, is a leading professional frequency control product manufacturer. We have devoted to the research, design, manufacture, and sale of Dual-Inline-Package (DIP) and Surface Mount Device (SMD) quartz crystal products. TXC now specializes in four categories of products such as high quality Quartz Crystal, Crystal Oscillator (CXO), Surface Acoustic Wave (SAW) Filter, and Timing Module (TM).**
- Our goal is to add value to our customers by providing a complete solution of frequency devices and modules, design-in service to fully satisfy various needs of the esteemed customers. We believe based upon the competence of cost effectiveness, quality, lead-time, and customer service TXC will go beyond customers' expectation.**
- www.txccorp.com

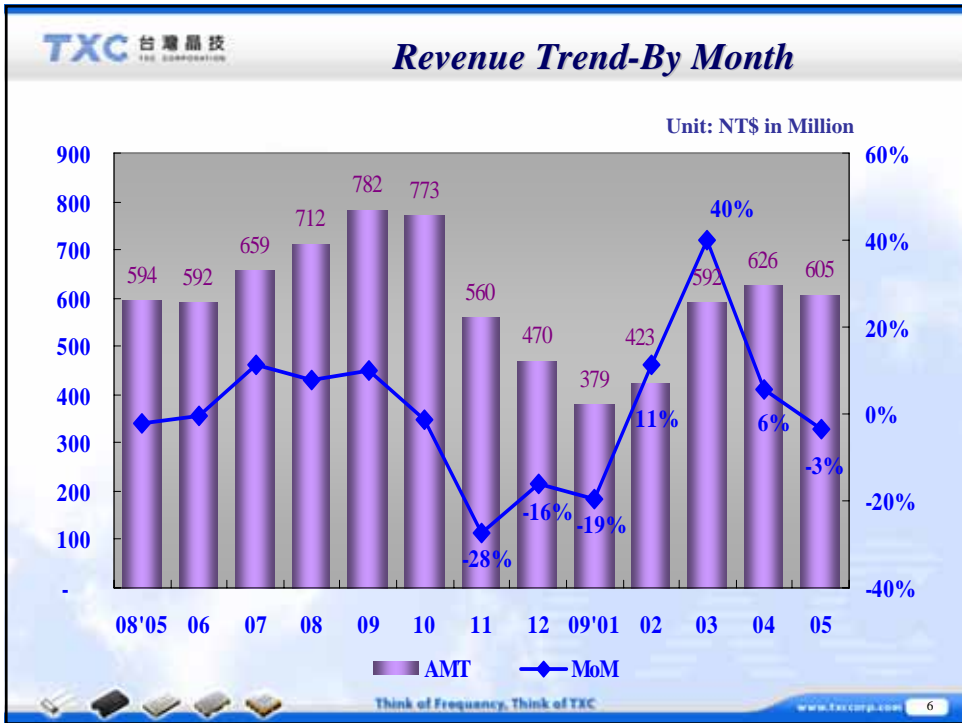
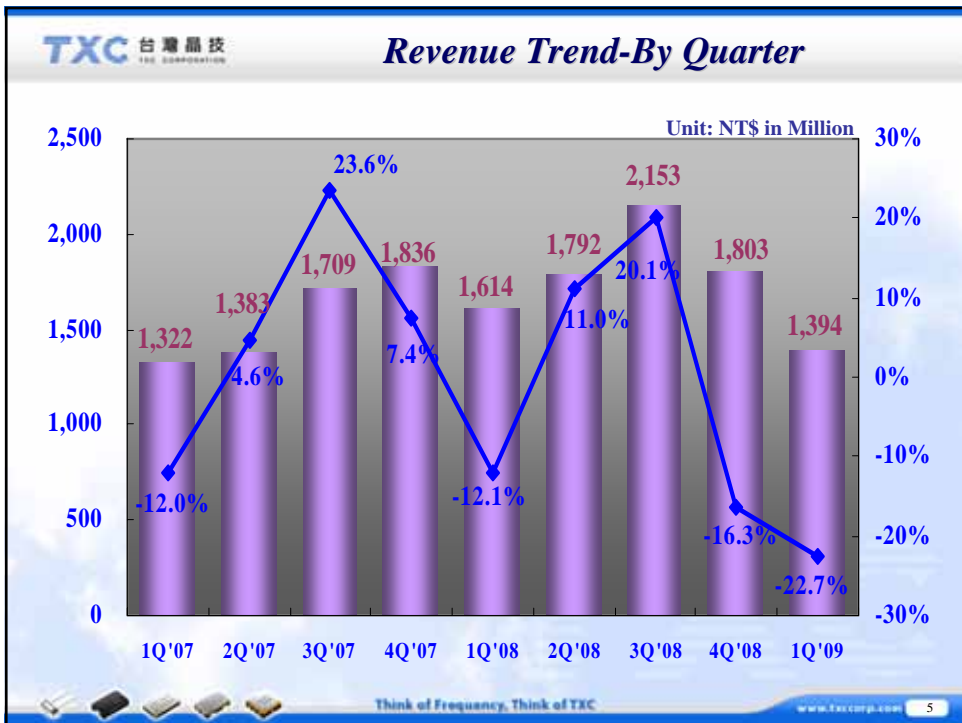


Think of Frequency, Think of TXC

Milestones

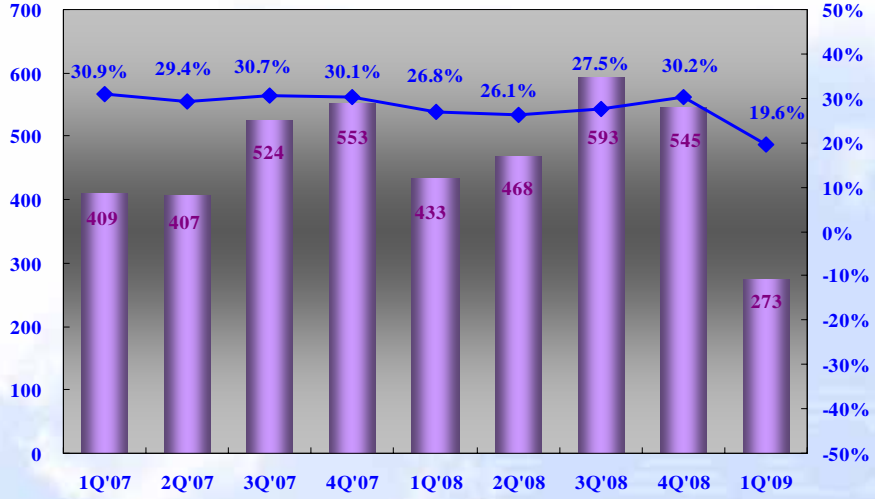


Think of Frequency, Think of TXC



Gross Profit Trend

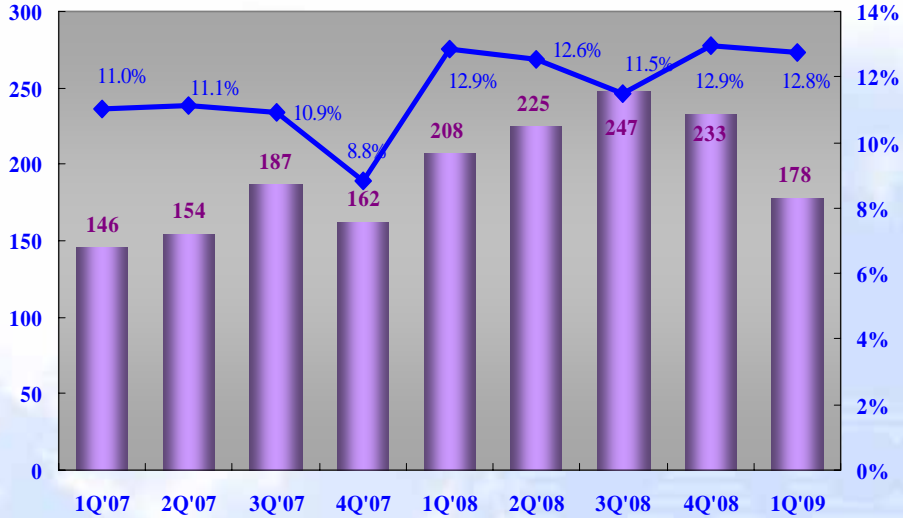
Unit: NT\$ in Million



Think of Frequency, Think of TFC

Operating Expenses

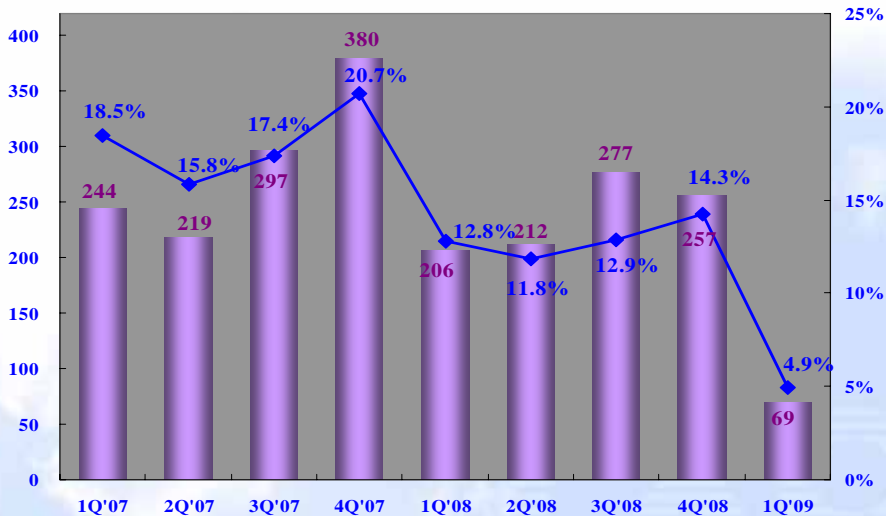
Unit: NT\$ in Million



Think of Frequency, Think of TFC

Net Profit Trend

Unit: NT\$ in Million



Think of Frequency, Think of TSC

Balance Sheets & Key Indices

Unit: NT\$ in Million

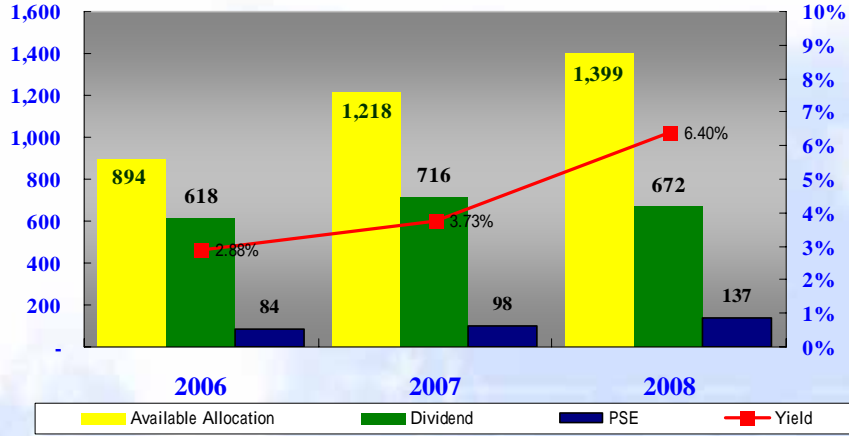
Item	1Q'08	4Q'08	1Q'09
Cash & Financial assets-current	1,008	992	1,370
Notes & Accounts receivable	1,981	2,262	1,733
Inventory	968	902	824
Fixed assets	3,478	4,439	4,392
Total assets	7,757	8,801	8,529
Notes & account payables	1,320	1,107	993
Current liabilities	2,384	2,027	1,748
Long-term liabilities	199	1,141	1,011
Total liabilities	2,592	3,176	2,767
Stockholders' equity	5,165	5,625	5,761
Debt ratio	33.4	36.1	32.4
Current Ratio	173.5	210.7	230.9
Quick Ratio	125.3	160.6	177.5
Net value per share	21.4	20.7	21.2



Think of Frequency, Think of TSC

Dividend Distribution

Unit: NT\$ in Million

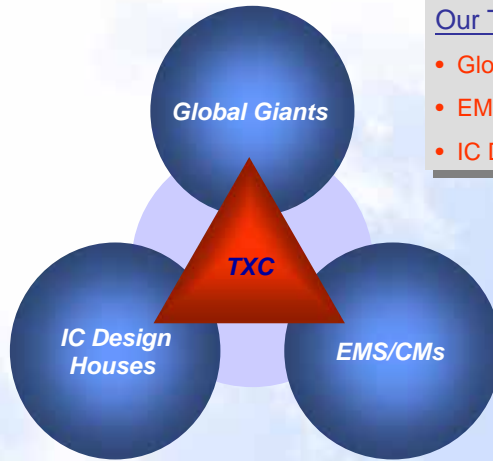


* PSE includes Employee Profit sharing expensing and rewards for Board of Directors and Supervisors.
 ** Yield according to the closing share price on the Shareholders meeting date,



Think of Frequency, Think of TXC

Business Model



Our Target Customers

- Global Giants
- EMS/CMs
- IC Design Houses



Think of Frequency, Think of TXC

Worldwide Rank

Worldwide Revenue of the Top Crystal and Oscillator Suppliers (Millions of Dollars)

2006 Rank	2007 Rank	2008 Rank	Company Name	2006 Revenue	2007 Revenue	2008 Revenue	(06-07) Change %	(07-08) Change %	2007 Market Share	2008 Market Share	Cumulative %
1	1	1	Epson Toyocom	645	656	675	1.7%	2.9%	18.4%	19.9%	19.9%
2	2	2	NDK	626	649	571	3.7%	-12.0%	18.2%	16.9%	36.8%
4	4	3	KDS	290	293	327	1.0%	11.6%	8.2%	9.7%	46.4%
3	3	4	Kyocera Kinseki	372	380	304	2.2%	-20.0%	10.7%	9.0%	55.4%
6	6	5	TXC	161	192	222	19.3%	15.6%	5.4%	6.6%	62.0%
5	5	6	Vectron	211	206	200	-2.4%	-2.9%	5.8%	5.9%	67.9%
-	-	7	Hosonic	-	-	119	-	-	-	3.5%	71.4%
9	7	8	Rakon	59	109	96	84.7%	-11.9%	3.1%	2.8%	74.2%
7	8	9	TEW	88	88	75	0.0%	-14.8%	2.5%	2.2%	76.4%
8	9	10	Micro Crystal	60	62	56	3.3%	-9.7%	1.7%	1.7%	78.1%
11	11	11	Pericom	49	57	53	16.3%	-7.0%	1.6%	1.6%	79.6%
10	10	12	River	59	60	51	1.7%	-15.0%	1.7%	1.5%	81.1%
13	13	13	Conner-Winfield	47	46	44	-2.1%	-4.3%	1.3%	1.3%	82.4%
12	12	14	Fox	48	51	40	6.3%	-21.6%	1.4%	1.2%	83.6%
-	15	15	CTS	-	35	34	-	-2.9%	1.0%	1.0%	84.6%
			Total Revenue	3,286	3,564	3,388	8.5%	-4.9%	100.0%	100.0%	

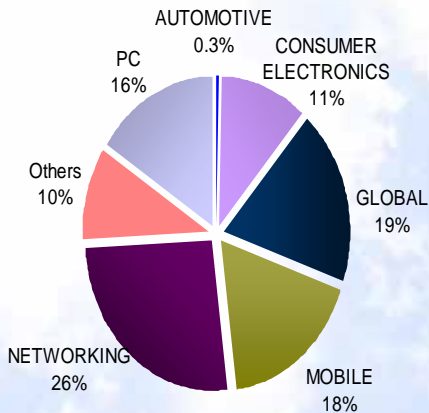
* Data Courtesy of CS & A

Think of Frequency, Think of TXC

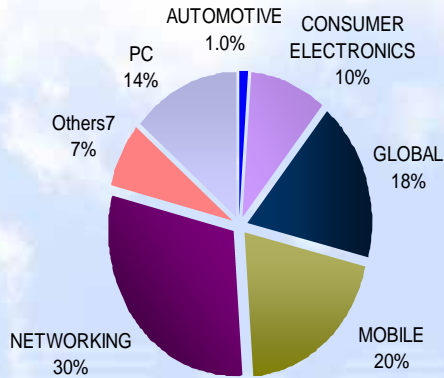
www.txc.com.tw 13

Sales by Industry

2008



2009 forecast

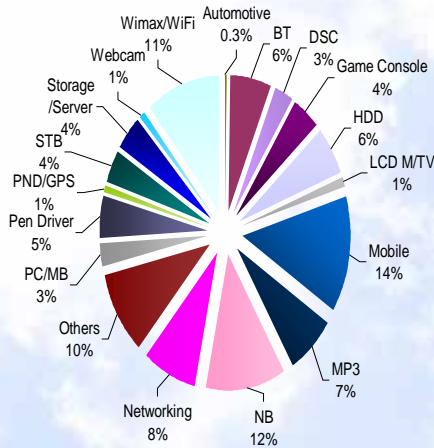


Think of Frequency, Think of TXC

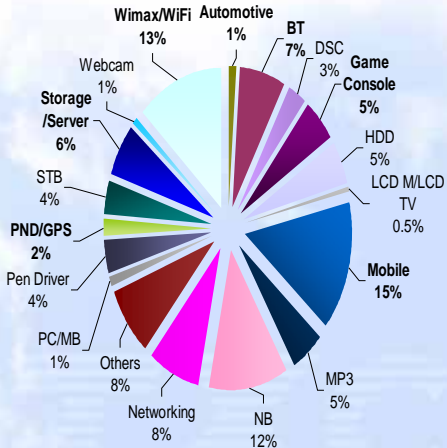
www.txc.com.tw 14

Sales by Application

2008



2009 forecast

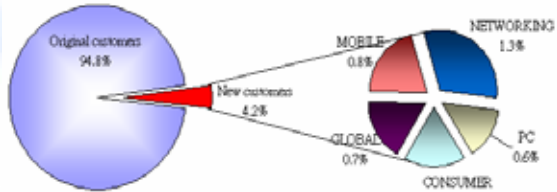


Think of Frequency, Think of TXC

Sales by Contribution

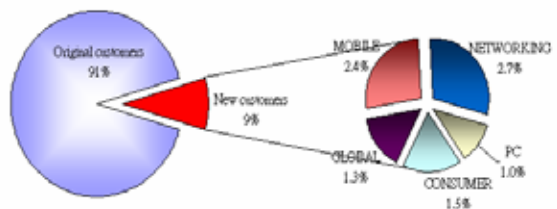
- New customers will ramp up in 2009 and focus on networking and mobile application.

Y2008



- China market for Netbook, CDMA and TPMS will grow up.

Y2009



Think of Frequency, Think of TXC

TXC 台灣晶技
TSC CORPORATION

Product Structure

SMD Product

Metal Lid

Quartz Blank

Coated Electrode

Ceramic Base

TXC P3001
13.824

Think of Frequency, Think of TXC

www.txc.com.tw 17

TXC 台灣晶技
TSC CORPORATION

Products and Technology Strategy

Matured products:

- Crystal
- CXO
- Tuning Fork

PC / SID / IT

- Desktop/Laptop
- Peripherals
- Multimedia
- Digital Imaging
- Others

Wireless Communication

- Mobile
- WLAN
- Bluetooth

Compact Low Power

Advanced Oscillators and Modules (AOM):

- HF Oscillator
- HF VCO
- TCXO
- Stratum 3 TCXO
- FX
- CDR
- OCXO

Networking I

- WAN (FC/GbE)
- Telecom Datacom
- GPS

Networking II

- MAN
- Long Haul

High Frequency
Low Jitter
High Reliability

High Frequency
High Stability

Automotive Products

- Non-Safety
- TPMS

Quartz Sensor

- Pressure
- Gases
- Gyroscopes
- Safety

ZERO Defect

Technology Integration

Think of Frequency, Think of TXC

www.txc.com.tw 18

Revenue will ramp up Quarter-over-Quarter

Gross margin rate will gradually grow up

China Market will be the major sales
growth power

Wi-Fi and NB products shipment ramp up
along with the Netbook success

AOM products got more orders by
customers

TCXO for GPS took a first firm stand on
market



Thank You!

